



Research Paper - Psychology

A Comparative Study of Marriage Attitude of Younger Couple

- Prof. B. A. Metil

Sangameshwar College, Solapur

ABSTRACT

The aim of the present study was to reveal marital attitude among husbands & wives. The Total Sample Consisted of 50 Married couples age between 21 to 30, which consist of 50 Wives & 50 Husbands selected to controlled randomised sampling method in Solapur City. Administered Scale of marriage attitude of Dr. Prodmod Kumar. Data was Analysed by using Mean, S.D., & "t" test. Data shows that there is not significant difference at 0.5 Level "t" = 0.62 between marriage attitude of Husbands & Wives.

Introduction




Marriage involves the union of two individuals who decide to live in an intimate relationship for the major portion of their life. It is said to be one of the deepest and most complex forms of human relationships. Landis (1954) observes, "Marriage and family are not optional; they are necessary. They meet man's deepest needs" It provides for the reliable satisfaction of certain vital personal needs." It provides for the reliable satisfaction of certain vital needs both physical and psychological. But a good marriage does not simply happen, not even when choice of marriage partner is most carefully made. It has to be worked out jointly (Kumar, 1986). The process of changing two

single lives into one shared life requires a great deal of mutual commitment and accommodation (Locke & Williamson, 1958). One is required to develop a proper attitude, skill and temperament to be successful in marriage. Ruch (1970) rightly says that being the right person is more a matter of becoming the right person. The ease in becoming the right person to a great extent depends on the attitude one holds towards marriage (Srivastav, 1974).

OBJECTIVE

- 1) To Study marriage attitude of married wives.
- 2) To Study marriage attitude of married husbands.
- 3) To compare marriage attitude of married wives & husbands

Hypothesis

-  There is no Significant difference in marriage attitude of wives
-  There is no significant difference in marriage attitude of husbands.
-  There is no significant between marriage attitude of wives and husbands.

Research Methodology -

This study used 1×2 Factorial design in which one factor of marriage attitude and two factors of wives and husbands.

Sample

For this study selected a sample of 50 married couples aged between 21-30 which consist 50 wives and 50 husbands selected to controlled sex, age, education, urban, on randomized sampling method in solapur city.

Tools-

The marriage attitude scale of Dr.Pramodkumar is to be present or administered on Younger couples. The marriage attitudes scale (MAS) consist of 38 highly sensitive "Yes, No, Doubtful" types of items. All the items of the scale except 28,29,31 & 33 are positively worded. All these items are to be given a weight of 3,2&1 for "Yes ? No response for the negative worded items. For negative worded items the scoring system is to be reversed. The Score of these values given the attitude score for the Younger couples. The total score varies from 38 to 114. Showing most negative and most positive attitude of marriage.

Statistical Analysis -

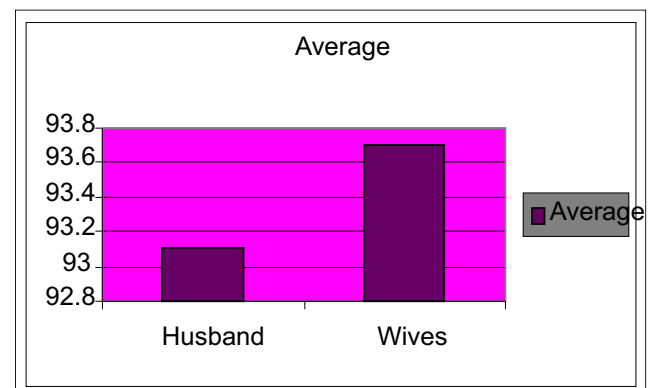
The present study by using the Statistical Analysis of Mean, Standard deviation (S.D.) and "t" test comparative study of husband & wives marriage attitude of Younger couples.

Result And Interpretation

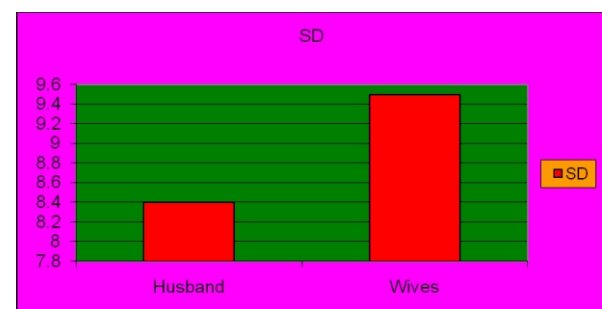
Mean, S.D. & "t score" in marriage attitude of Younger couple

No.	Group	Number	Average Mean	S.D.	"t" score	
1.	Husband	50	93.1	8.4	0.62	Not significant On 0.5 Level
2.	Wives	50	93.7	9.5		

Mean of marriage attitude of Younger Couples.



Standard Deviation in marriage attitude of Younger Couples.



Analysis & Result:-

In the result table there show is mean of husbands 93.1 & wives 93.7 which shows mean difference is 0.6 Means there is no significant difference in mean & Standard Deviation of wives and husband. The Present finding of study shows that there is no significant difference in marriage attitude of husband & wives because obtained

"t"=0.62 is not reach to significance level 0.5 Bar-Graph shows on 'x'axis average mean & 'Y'axis mean of marriage attitude of Youger couples. Which shows marriage attitude of wives that slightly differ than husbands. Second bargraph Also shows wives attitude are slightly differ than husbands. However this slight different not shows grater different in marriage attitudes.









Conclusion:-

Threr is no significant difference in marriade attitude of wives & husbands.

Recommendation :-

- 1) There is need to take a vast sample of urban area to find out the Different result.
- 2) This Research suggest that if take a different age group get diffrent result.
- 3) This Research also suggest that in further research rural sample get different result.

Refeerences:-

-  **Gerrett E.H.** Statistics in psychology & education Bombay Applied -1961.
-  **Kumar P.,**Marriage Attitude scale: It's Standardization Ind. J. Psychometry & Education 1983, 14,1&2 page no 21-26
-  **Kumar P.** A comparative Study of attitude towards marriage of two Indian Sub-cultures Pubjabis & Gujaraties Ind. J.community Service 1986. Page no.3 & 53-58.
-  **Landis, P.A.** Your Marriage and Family Life. New York: McGraw Hill,1954.
-  **Ruch F.L.**Psychology & Life Bombay Taraporewala.
-  **Robent A baron Donn Bynne-** Social Psychology page no.116,330-337.
-  **Srivastav, Asha.** A Study of the Attitude of the educated young Women of Delhi towards marriage. Ind. J. Psycho.& Education, 1974,5,1, 13-24
-  **Tadsare V.D. & Darekar D.J.** Social Psychology Page no. 86-95.